



# Where to open an Indian restaurant in Ireland?

---

Capstone Project for the  
IBM Data Science course  
Tamela Maciel, June 2020



A satellite map of Ireland showing the island's green landscape and surrounding blue waters. The map is oriented vertically, with the island's coastline clearly visible.

# Where to open an Indian restaurant in Ireland?

- Our client runs several successful Indian restaurants in Leicester.
- Now seeking opportunities to expand into Ireland.
- **Three criteria for a successful new Indian restaurant:**
  1. A city in Ireland that is similar or larger in relative size compared to Leicester.
  2. A relative lack of Indian restaurants in that city.
  3. A relatively high proportion of residents who are Asian (non-Chinese).

# Data – Acquisition and Cleaning

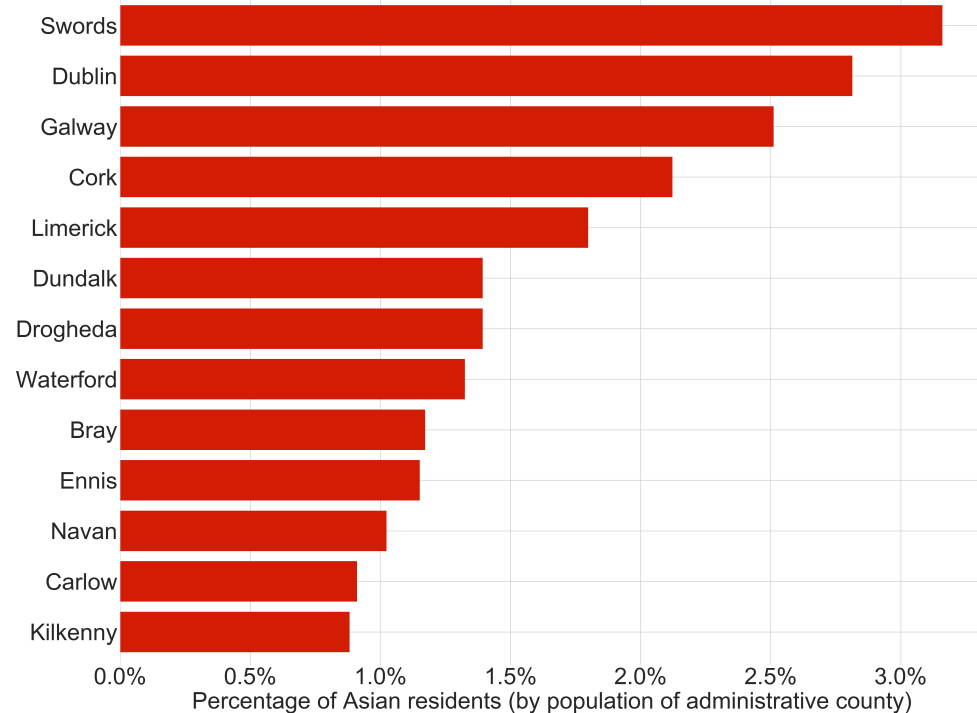
Data source	Key info
<ul style="list-style-type: none"><li>• <b>Leicester population</b> from <a href="#">2011 UK census, Wikipedia table</a></li><li>• <b>Irish urban populations</b> from <a href="#">2016 Irish census, Wikipedia table</a></li><li>• <b>City centre locations</b> from Nominatim, via <a href="#">python geopy.geocoders</a></li></ul>	All Irish cities of similar or larger relative size to Leicester, and their locations
<ul style="list-style-type: none"><li>• <b>Ethnicity of Irish residents</b>, by administrative county, from <a href="#">Central Statistics Office website</a></li><li>• <b>Administrative county boundaries</b> from <a href="#">data.gov.ie</a></li></ul>	Irish cities ranked by the percentage of Asian (non-Chinese) residents in their county
<ul style="list-style-type: none"><li>• <b>Restaurant frequency, location, and type</b>, per city and ranked by popularity, from the <a href="#">Foursquare API</a></li></ul>	Top restaurants per Irish city (range from 3 to 47 restaurants)

## Final dataset:

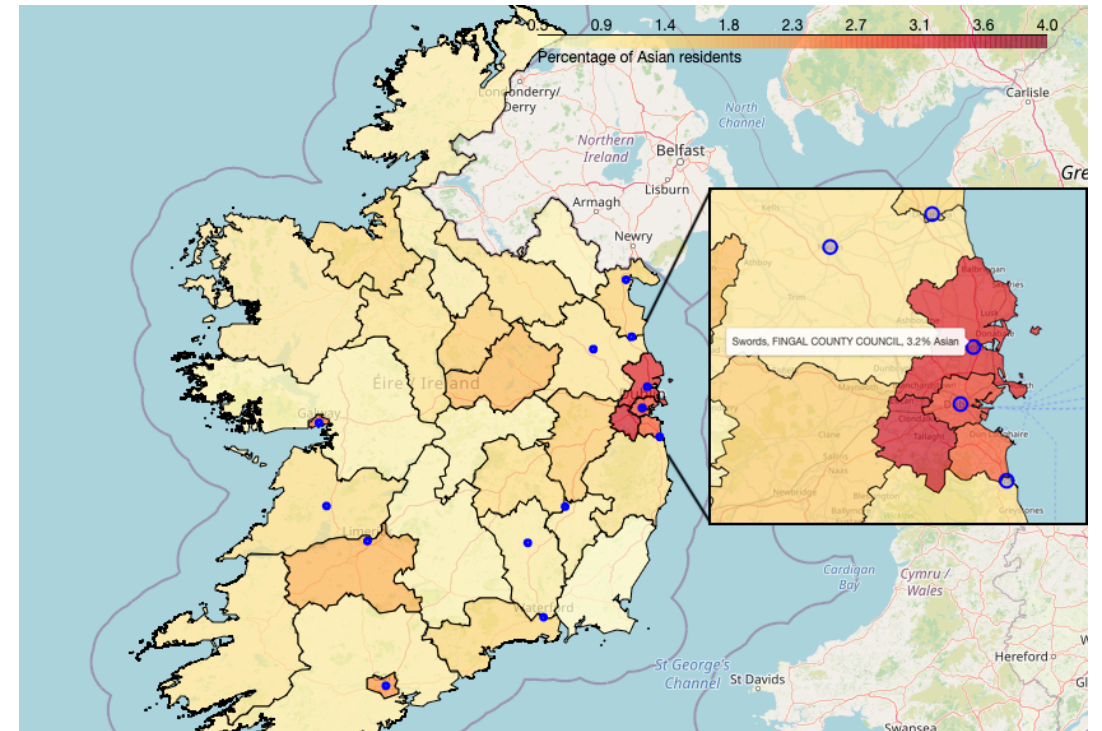
13 most populous Irish cities, with 17 key features ranging from population, demographics, and restaurants

# Exploratory Analysis

- Proportion of Asian (non-Chinese) residents across 31 administrative counties
- Cities mapped to counties according to county boundaries



Percentage of Asian (non-Chinese) residents within the administrative county of the 13 most populous cities.

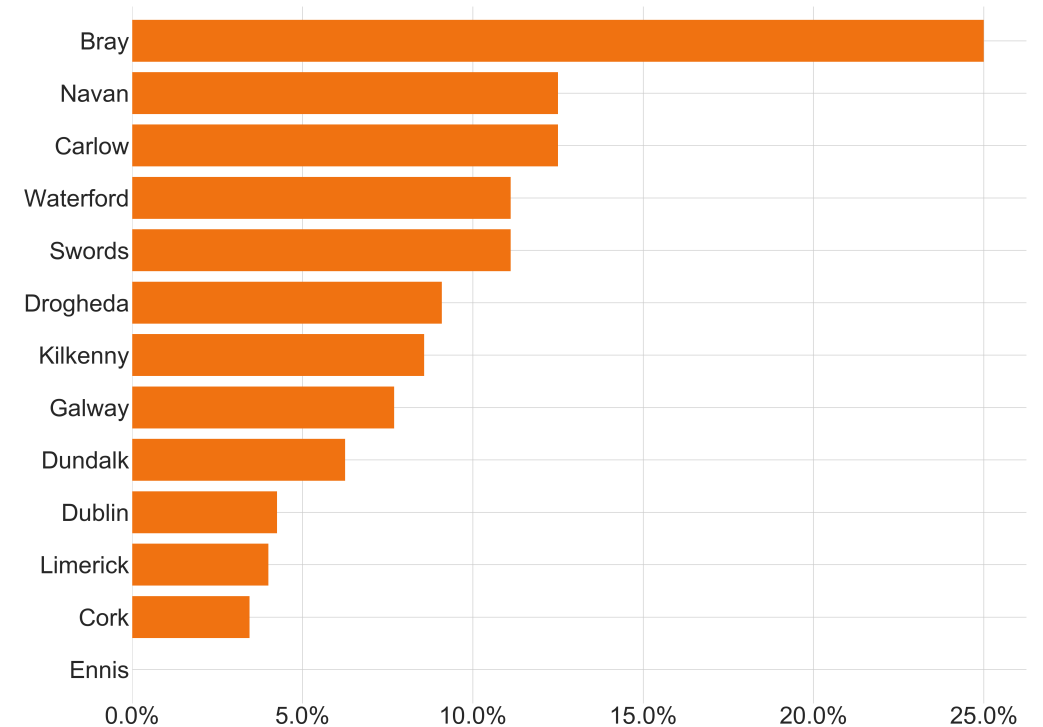
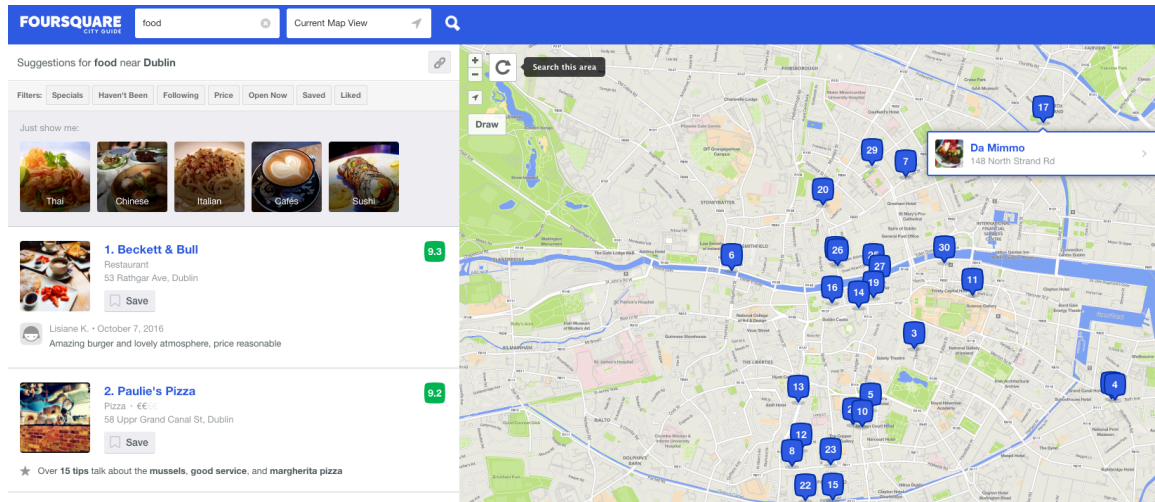


Choropleth of the percentage of Asian residents per county. The 13 most populous cities are shown in blue.



# Exploratory Analysis

- Foursquare food venues, cleaned and analysed
- 252 restaurants across 13 Irish cities
- 7.1% Indian restaurants in total



Percentage of Indian restaurants within 1.5 kilometres of the centre of the 13 most populous cities.

# Exploratory Analysis

- The percentage of Asian residents *and* Indian restaurants for the 13 most populous cities



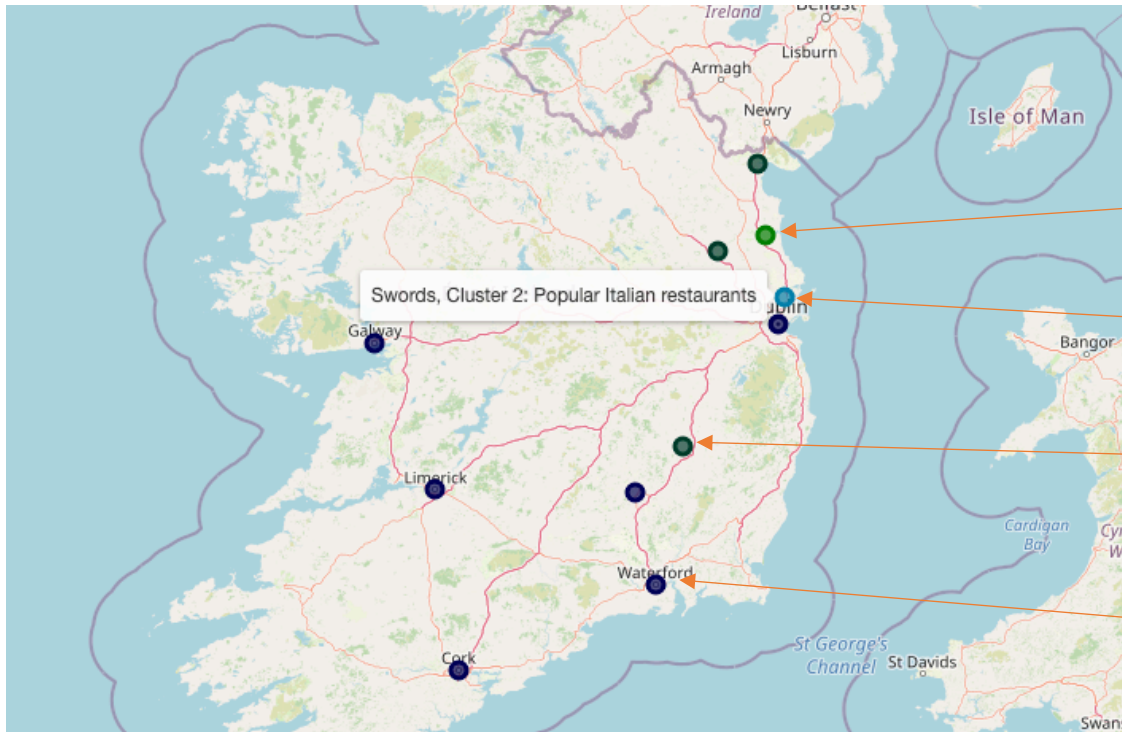
Shortlist of cities that meets the client's three criteria:

- Swords
- Dublin
- Galway
- Cork



# City Clustering by Restaurants

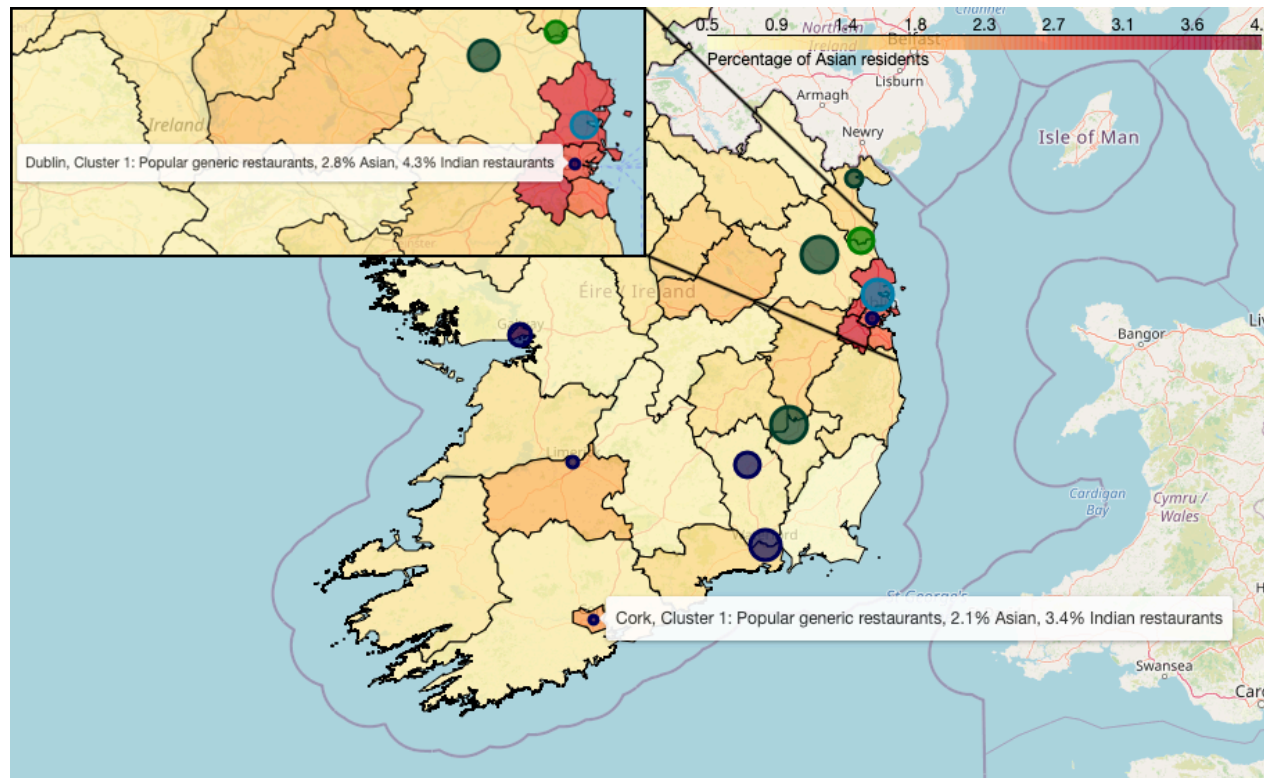
- K-means clustering of the frequency of 30 unique types of restaurants, per city
- Dropped 2 cities with <5 restaurants
- 4 clusters for in the least error per cluster



Cluster	No. of cities	Cities	Profile description
1	1	Drogheda	Drogheda, popular generic and Mediterranean restaurants
2	1	Swords	Swords, popular Italian restaurants
3	3	Carlow, Navan, Dundalk	Mid-size cities, popular Chinese-Asian restaurants
4	6	Dublin, Cork, Galway, Limerick, Waterford, Kilkenny	Larger cities, popular generic 'restaurants'

# Recommendations

- Best cities in which to open a new Indian restaurant
- Based on cluster profiles, and demographics for each city and county



Choropleth of the percentage of Asian per administrative county. The final 11 cities are coloured by restaurant cluster. The circle size indicates the percentage of Indian restaurants.

## Top three recommendations:

- **Dublin:** 2.8% Asian population, only 2 Indian restaurants out of 47 (4.3%)
- **Swords:** 3.2% Asian population, only 1 Indian restaurant out of 9 (11.1%)
- **Cork:** 2.1% Asian population, only 1 Indian restaurant out of 29 (3.4%)

## Two runners-up:

- **Galway:** 2.5% Asian population, only 3 Indian restaurants out of 39 (7.7%). But 3rd most common restaurant is an Indian
- **Limerick:** 1.8% Asian population, only 1 Indian restaurant out of 25 (4%)



# Future investigations

- This study limited to demographics and restaurant data on a city-level basis.
- Our recommendations are a starting point for further analysis that might include:
  - Property prices and business rates per city
  - Average disposable income per city
  - Neighbourhood demographics for a chosen city
  - Neighbourhood restaurant profile for a chosen city
  - Historic restaurant data for a chosen city  
(have Indian restaurants opened and failed before?)

